
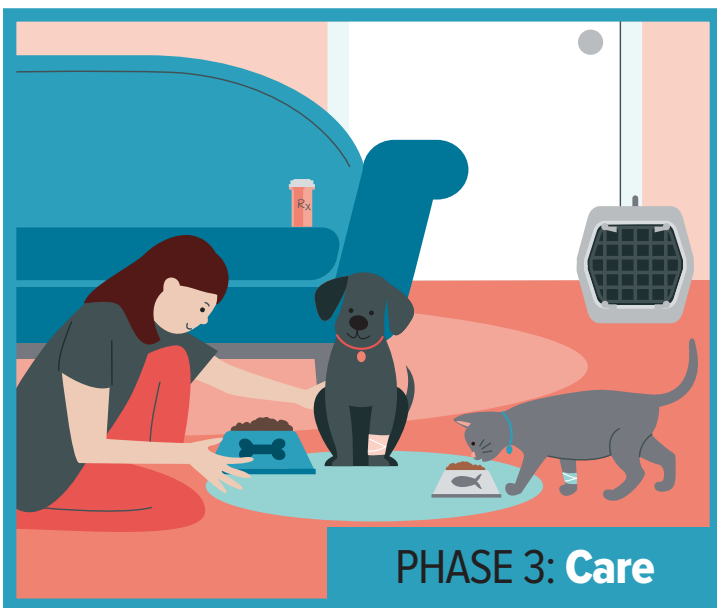



Anesthesia and Monitoring: Safety from Doorknob to Doorknob

View the 2020 AAHA Anesthesia and Monitoring Guidelines for Dogs and Cats at aaha.org/anesthesia



See page 2 for specific steps in each phase.



PHASE 1: Declare

Individualize the anesthetic and analgesic plan for the pet's health status, history, signalment, and procedure.

Share fasting and medication instructions with caregivers.



PHASE 2: Prepare

Ensure caregivers have followed instructions.

Assess and prepare administration, monitoring, and supportive care equipment.

Calculate and prepare emergency medications, multimodal analgesics, and local anesthetics.

Administer premedications and induction agents.



PHASE 2: Be Aware


Provide physiological support throughout the procedure.

Monitor and **troubleshoot** complications during induction, anesthesia, and recovery.



PHASE 2: Share

Educate caregivers on the procedure and anesthetic event, post-op medications, and home care instructions.



PHASE 3: Care

Support caregivers as they follow home care instructions, monitor for anticipated complications, and coordinate recheck schedules.

View the **2020 AAHA Anesthesia and Monitoring Guidelines for Dogs and Cats** at aaha.org/anesthesia.



The 2020 AAHA Anesthesia and Monitoring Guidelines for Dogs and Cats are supported by generous educational grants from IDEXX Laboratories, Inc., Midmark, and Zoetis Petcare.

©2020 AAHA